PowerSchool Parent Portal Access Instructions - FAQ's

PowerSchool Student Information System (SIS), often referred to as the PowerSchool Parent Portal is a web-based platform that helps our district organize and access student data online for easier internal management for our teachers, students, and parents to easily stay connected, informed, and engaged.

How to access PowerSchool Parent Portal - Go to Windhamsd.powerschool.com/public

Need to Create or Update an Account for the PowerSchool Parent Portal?

If you are new to PowerSchool, an account has been created for you by the district.

All parents will need to reset their passwords for the 2022-2023 school year

Please complete this process from a Lap or Desktop device for best results!

Step #1 - Please enter the primary email address that is associated with your account or the email you supplied at the time of registration into the **Username Field** and select **"Forgot Username or Password?"**

Step #2 - Enter the email associated with your account into the **Parent Username Field** and the **Parent Email Address Field** and select Enter.

- You will receive an email from PowerSchool at the email you entered. Click the link provided in the email to see the screen in Step #3.

Step #3: - Enter the email associated with your account into the **Username Field** and create a **New Password** and **Confirm New Password** and select Enter.

Your account is now complete! You will now have access to your student's grades/assignments, attendance, student schedules, and more.

For questions or concerns please contact:

PowerSchool@windhamsd.org

Step #1 Visual You Will See:

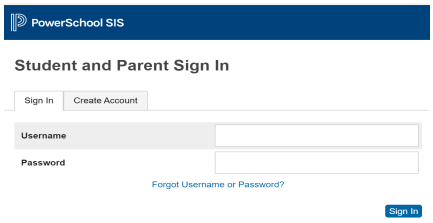

Step #2 Visual You Will See:

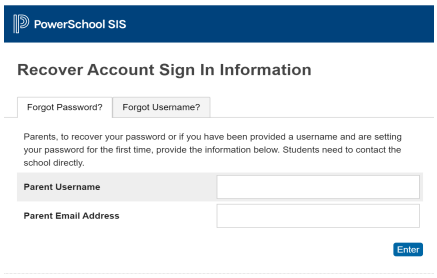

Step #3 Visual You Will See:

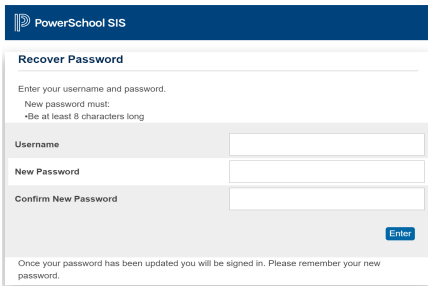
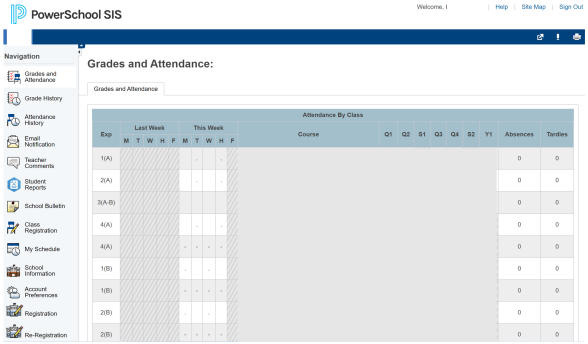
Parent View from PowerSchool Parent Portal Account